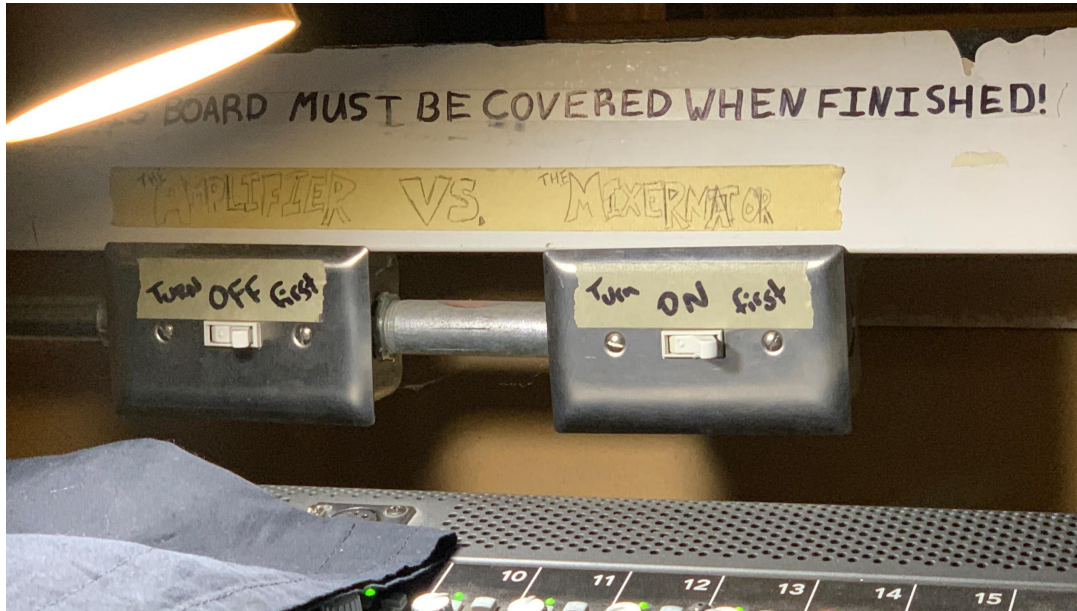


March 28, 2023
1.0

HOW TO: PLAY MUSIC IN AUD. FROM IPHONE

1. Turn on sound board (see tape labels for order to flick switches. Pic below)




2. Pull back black cloth cover




3. Plug in iPhone (cable is labelled channel 32 iPhone)

4. Play music on iPhone

5. Unmute channel 32 and slide volume *slowly* up (if master volume is down you won't hear anything so DONT TURN IT UP TOO HIGH)



6. SLOWLY turn master volume up



7. To turn off, lower channel 32 volume and master volume
8. Mute channel 32 THEN unplug iPhone
9. Recover sound board with black cloth
10. Turn switches off in the order labelled
11. Turn off lights if they're on